




POINT LEO SURF LIFE SAVING CLUB INC.

Information on how to create a Lifesaving Online account

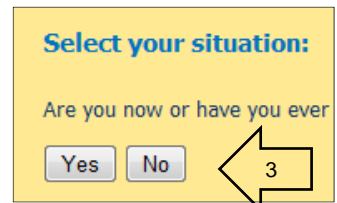
Point Leo SLSC uses the SLSA Lifesaving Online System for all membership applications. This system is secure and your information is private. Please read all instructions carefully before applying for membership.

Please Note: If you are joining more than one family member you will need to repeat this process for every member of your family. Each new member must have their own individual username, however you may use the same password for each member.

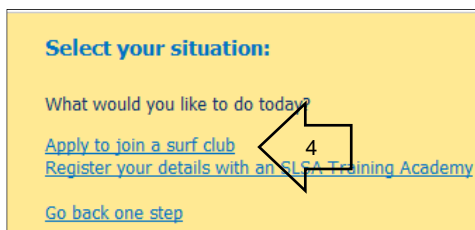
1. Go to the Lifesaving Online website at www.lifesavingonline.com.au



2. Click on 'Create Account' at top of screen
3. In the next window under 'Select your situation' click the No button. (If you have previously been a member of a Life Saving Club please email admin@pointleoslsc.com.au for further information on how to join Point Leo SLSC)



4. In the next window under 'Select your situation' click on the Apply to join a surf club link





POINT LEO SURF LIFE SAVING CLUB INC.

In the next window

5. From the first drop down list select Life Saving Victoria
6. From the second drop down list select Flinders
7. From the third drop down list select Point Leo (make sure you don't inadvertently select another club)
8. Complete all remaining fields with the personal details of the person joining the club
9. Click on submit
10. You will then receive the following message.

1. Select your situation:
Current selection: I have never belonged to a SLISA organisation. I want to join

2. Enter your details:
 Select State: Life Saving Victoria
 Branch (optional): Flinders (District)
 Club/Organisation: * Point Leo
 First Name: *
 Surname: *
 DOB: *
dd/mm/yyyy

3. Authentication:
 Email Address: *
 Confirm Email Address: *

4. Create your desired login username and password:
 Preferred username: * [check]
 Password: *
 Confirm password: *

Submit

Register

We have sent you a confirmation email, please check your account and follow the instructions.

11. Go to your email and open the email from Lifesaving Online

info@lifesavingonline.com.au Lifesaving Online: Activate Your Registration

12. Follow the instructions in the email

From: info@lifesavingonline.com.au <info@lifesavingonline.com.au>;
Date: Wednesday, 11 August 2010 6:53 PM
To: admin@pointleoslsc.com.au <admin@pointleoslsc.com.au>;
Subject: Lifesaving Online: Activate Your Registration

User Account: mwill

Please click on this link to activate your account:
https://www.lifesavingonline.com.au/SLISA_Online/modules/login/confirm.php?EmailConfirmationCode

If the link is split over 2 lines, please copy and paste the address into your browser to visit the site.

PLEASE DO NOT REPLY TO THIS EMAIL.

13. When you click on the link in the email a new window will open in your internet browser showing the Lifesaving Online website.
14. Type in your username and password and click on the Login button to confirm your registration. This is not your application to join Point Leo SLSC, just a registration to use the Lifesaving Online system.

Confirm

Please enter your login details to confirm your registration.

Username: *
 Password: *

Login